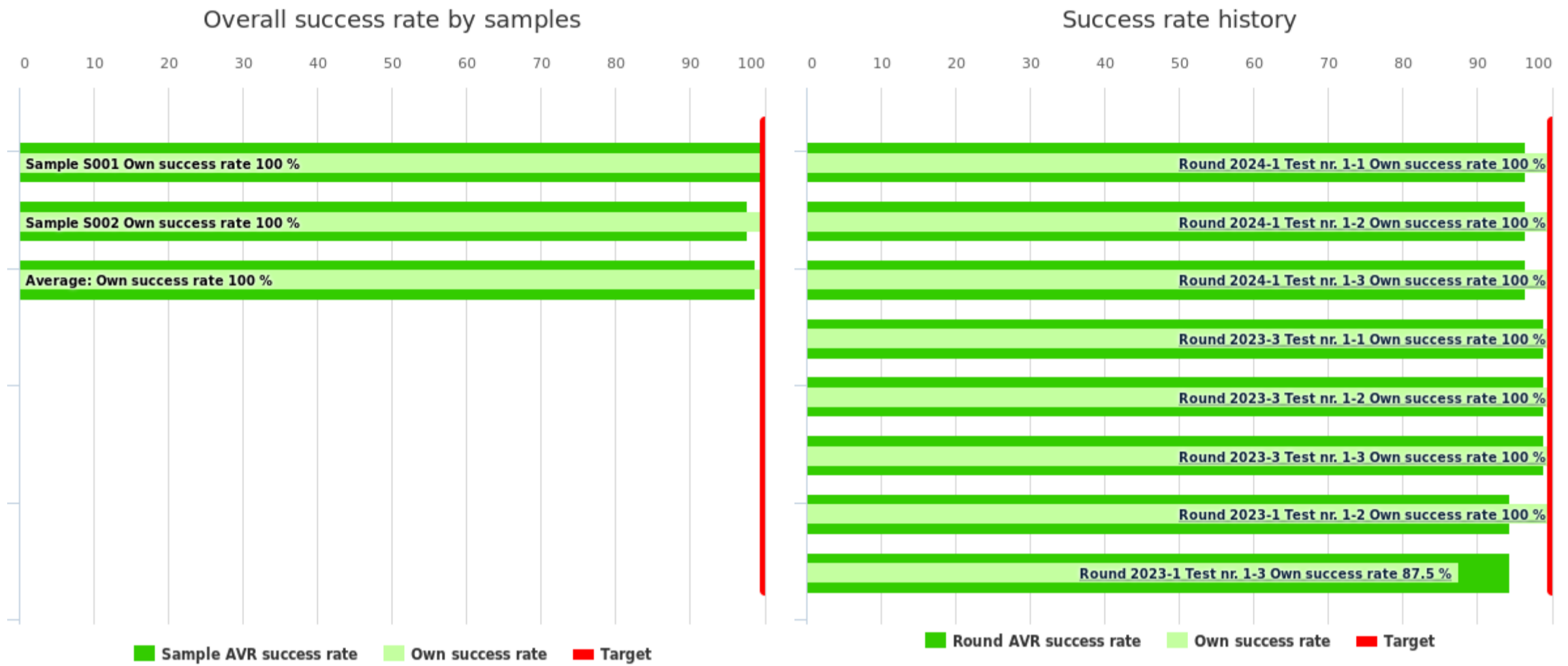


Client report

	No of participants	No of responded participants	Response percentage
Helicobacter pylori, antibodies, September, 3-2024	140	128	91.4 %

Summary Result 1

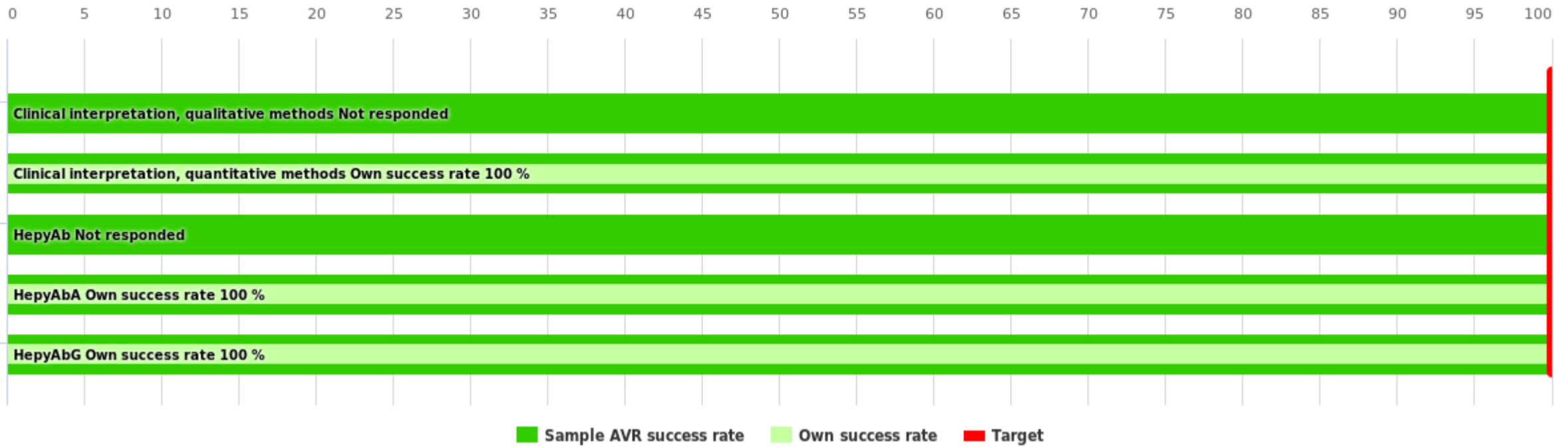


Summary	Own score	Max score	Own success rate	Difference	AVR success rate
Sample S001	8	8	100 %	0 %	100 %
Sample S002	8	8	100 %	2.3 %	97.7 %
Average:			100 %	1.2 %	98.8 %

History	Test nr.	Own success rate	Difference	AVR success rate
Round 2024-1	1-1	100 %	3.5 %	96.5 %
Round 2024-1	1-2	100 %	3.5 %	96.5 %
Round 2024-1	1-3	100 %	3.5 %	96.5 %
Round 2023-3	1-1	100 %	1 %	99 %
Round 2023-3	1-2	100 %	1 %	99 %
Round 2023-3	1-3	100 %	1 %	99 %
Round 2023-1	1-2	100 %	5.7 %	94.3 %
Round 2023-1	1-3	87.5 %	-6.8 %	94.3 %

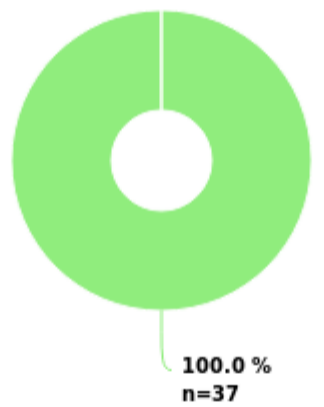
Sample S001 Result 1

Sample S001 success rate



Sample S001 results	Responded	Own score	Max score	Own success rate	Difference	AVR success rate	Count
	Clinical interpretation, qualitative methods	-	-	-	-	100 %	37
	Clinical interpretation, quantitative methods	4	4	100 %	0 %	100 %	100
	HepyAb	-	-	-	-	100 %	37
	HepyAbA	2	2	100 %	0 %	100 %	21
	HepyAbG	2	2	100 %	0 %	100 %	99
Total:		8	8	100 %	0 %	100 %	294

Sample S001 Clinical interpretation, qualitative methods



Active or past infection

Sample S001 Clinical interpretation, quantitative methods

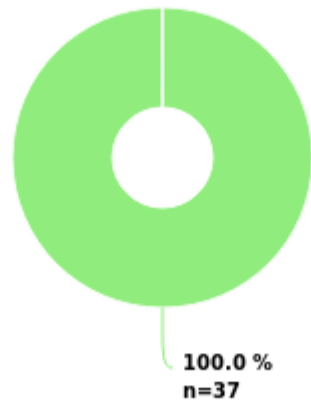


Active or past infection

Clinical interpretation, qualitative methods	Interpretation	Interpretation count	Own score	Max score	Own success rate	Difference	AVR success rate
	Active or past infection	37	-	-	-	-	100 %
	Total:	37	-	-	-	-	100 %

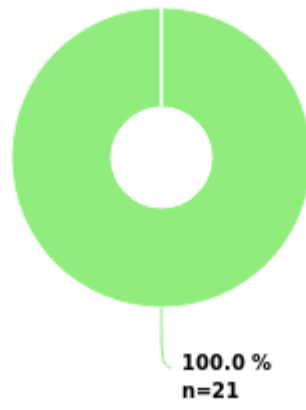
Clinical interpretation, quantitative methods	Interpretation	Interpretation count	Own score	Max score	Own success rate	Difference	AVR success rate
	<input checked="" type="radio"/> Active or past infection	100	4	4	100 %	0 %	100 %
	Total:	100	4	4	100 %	0 %	100 %

Sample S001 HepyAb



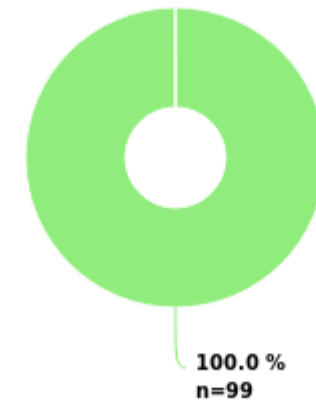
Positive

Sample S001 HepyAbA



Positive

Sample S001 HepyAbG



Positive

HepyAb	Interpretation	Test	Interpretation count	Test count	Own score	Max score	Own success rate	Difference	AVR success rate
	Positive		37		-				100 %
		AccuBiotech ACCU-TELL Rapid H. pylori Antibody Test		1					
		Acon H.pylori Rapid test		2					
		Acro Biotech H. pylori Antibody Rapid Test Cassette		6					
		Alltest H.Pylori Ab Rapid Test Cassette		4					
		BioGnost Ulcognost Rapid HPylori AB Test		1					
		Biomaxima HELICO H. pylori Ab		2					
		DDS Diagnostic H. Pylori antibodies Rapid Test		2					
		Dialab DIAQUICK H. pylori		3					
		Dima/BioSynex H. pylori Ab		1					
		Hydrex Diagnostics Helicobacter pylori Ab		1					
		Koroglu Medical Laboquick H. pylori Ab		2					
		Liaison H. pylori Ab (Diasorin)		5					
		Meridian Bioscience Immunocard H. pylori Ab		1					
		Meridian Bioscience Premier H. pylori Ab		2					
		nal von minden NADAL H. pylori Ab Test		1					
		Stamar H. pylori Ab Test		1					
		TodyLaboratories H.Pylori Ab rapid Test Cassette		1					
		Ultimed Test Anticorps H.pylori Ab		1					
	Total:		37		-	-	-	-	100 %

OWN DEVICE: SUNRISE

HepyAbA	Interpretation	Test	Interpretation count	Test count	Own score	Max score	Own success rate	Difference	AVR success rate
	<input checked="" type="radio"/> Positive		21		2	2	100 %	0 %	100 %
		DiaPro Diagnostics HP CagA IgA ELISA		1					
		Diesse Chorus H. pylori IgA ELISA		1					
		Euroimmun Anti-Helicobacter pylori CagA IgA ELISA		1					
		Euroimmun Anti-Helicobacter pylori EUROLINE-WB		1					
		Euroimmun Helicobacter pylori IgA EIA/ELISA		3					
		Orgentec Alegria Anti-Helicobacter pylori IgA ELISA		5					
		Seraline Anti-Helicobacter-6 IgA		1					
		SERION classic Helicobacter pylori IgA ELISA		1					
		TestLine BLOT-LINE Helicobacter IgA		1					

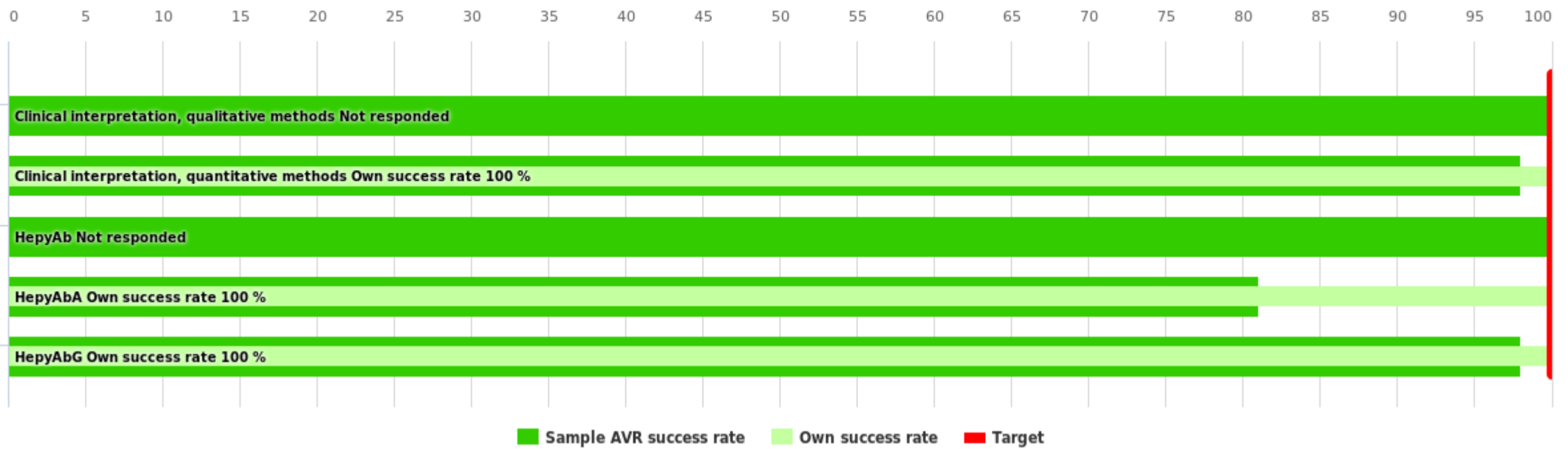
		TestLine Clinical Diagnostics CLIA Helicobacter MONO IgA		1						
		<input checked="" type="radio"/> Testline Helicobacter MONO IgA EIA		4						
		Virotech Helicobacter pylori ELISA IgA		1						
	Total:			21		2	2	100 %	0 %	100 %

OWN DEVICE: SUNRISE

HepyAbG	Interpretation	Test	Interpretation count	Test count	Own score	Max score	Own success rate	Difference	AVR success rate
	<input checked="" type="radio"/> Positive		99		2	2	100 %	0 %	100 %
		Biohit Helicobacter pylori IgG ELISA		1					
		bioMerieux Vidas H. pylori IgG		18					
		DiaPro Diagnostics HP CagA IgG ELISA		1					
		Diasorin Liaison H. pylori IgG		28					
		Euroimmun Anti-Helicobacter pylori EUROLINE-WB		1					
		Euroimmun Helicobacter pylori IgG EIA/ELISA		11					
		IBL Helicobacter pylori IgG ELISA		1					
		MAGLUMI CLIA H.pylori IgG		1					
		Meridian Bioscience Premier H. pylori IgG EIA		1					
		Orgentec Alegria Anti-Helicobacter pylori IgG ELISA		8					
		Seraline Anti-Helicobacter-6 IgG		1					
		SERION classic Helicobacter pylori IgG ELISA		3					
		Siemens Immulite H. pylori IgG		11					
		TestLine BLOT-LINE Helicobacter IgG		1					
		TestLine Clinical Diagnostics CLIA Helicobacter MONO IgG		1					
		<input checked="" type="radio"/> Testline Helicobacter MONO IgG EIA		6					
		Vircell Helicobacter pylori VirClia IgG		4					
		Virotech Helicobacter pylori ELISA IgG		1					
	Total:		99		2	2	100 %	0 %	100 %

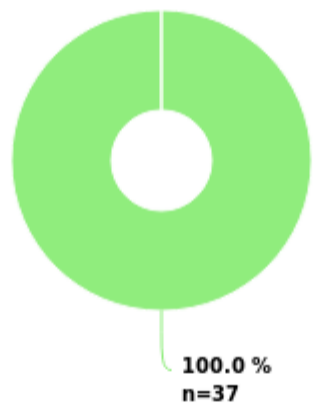
Sample S002 Result 1

Sample S002 success rate



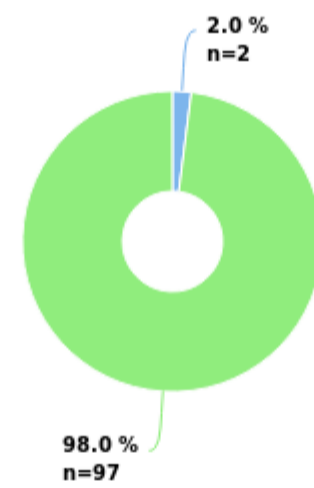
Sample S002 results	Responded	Own score	Max score	Own success rate	Difference	AVR success rate	Count
	Clinical interpretation, qualitative methods	-	-	-	-	100 %	37
	Clinical interpretation, quantitative methods	4	4	100 %	2 %	98 %	99
	HepyAb	-	-	-	-	100 %	37
	HepyAbA	2	2	100 %	19 %	81 %	21
	HepyAbG	2	2	100 %	2 %	98 %	99
	Total:	8	8	100 %	2.3 %	97.7 %	293

Sample S002 Clinical interpretation, qualitative methods



Active or past infection

Sample S002 Clinical interpretation, quantitative methods

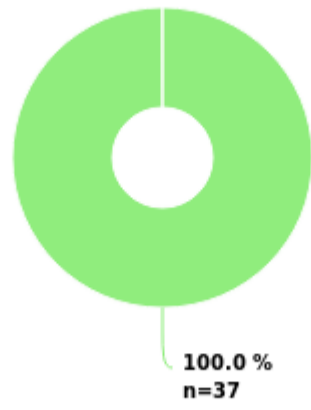


No indication of infection
Active or past infection

Clinical interpretation, qualitative methods	Interpretation	Interpretation count	Own score	Max score	Own success rate	Difference	AVR success rate
	Active or past infection	37	-	-	-	-	100 %
	Total:	37	-	-	-	-	100 %

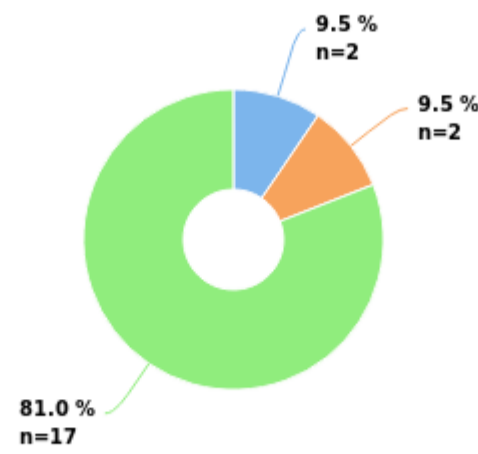
Clinical interpretation, quantitative methods	Interpretation	Interpretation count	Own score	Max score	Own success rate	Difference	AVR success rate
	No indication of infection	2	-	-	-	-	0 %
	<input checked="" type="radio"/> Active or past infection	97	4	4	100 %	0 %	100 %
	Total:	99	4	4	100 %	2 %	98 %

Sample S002 HepyAb



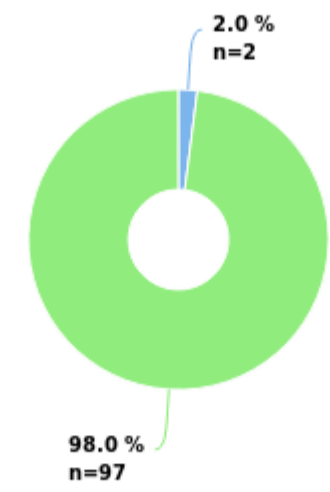
Positive

Sample S002 HepyAbA



Negative Borderline Positive

Sample S002 HepyAbG



Negative Positive

HepyAb	Interpretation	Test	Interpretation count	Test count	Own score	Max score	Own success rate	Difference	AVR success rate
	Positive		37		-				100 %
		AccuBiotech ACCU-TELL Rapid H. pylori Antibody Test		1					
		Acon H.pylori Rapid test		2					
		Acro Biotech H. pylori Antibody Rapid Test Cassette		6					
		Alltest H.Pylori Ab Rapid Test Cassette		4					
		BioGnost Ulcognost Rapid HPylori AB Test		1					
		Biomaxima HELICO H. pylori Ab		2					
		DDS Diagnostic H. Pylori antibodies Rapid Test		2					
		Dialab DIAQUICK H. pylori		3					
		Dima/BioSynex H. pylori Ab		1					
		Hydrex Diagnostics Helicobacter pylori Ab		1					
		Koroglu Medical Laboquick H. pylori Ab		2					
		Liaison H. pylori Ab (Diasorin)		5					
		Meridian Bioscience Immunocard H. pylori Ab		1					
		Meridian Bioscience Premier H. pylori Ab		2					
		nal von minden NADAL H. pylori Ab Test		1					
		Stamar H. pylori Ab Test		1					
		TodyLaboratories H.Pylori Ab rapid Test Cassette		1					
		Ultimed Test Anticorps H.pylori Ab		1					
	Total:		37		-	-	-	-	100 %

OWN DEVICE: SUNRISE

HepyAbA	Interpretation	Test	Interpretation count	Test count	Own score	Max score	Own success rate	Difference	AVR success rate
	Negative		2		-				0 %
		DiaPro Diagnostics HP CagA IgA ELISA		1					
		TestLine BLOT-LINE Helicobacter IgA		1					
	Borderline		2		-				0 %
		Euroimmun Anti-Helicobacter pylori EUROLINE-WB		1					
		Euroimmun Helicobacter pylori IgA EIA/ELISA		1					
	<input checked="" type="radio"/> Positive		17		2	2	100 %	0 %	100 %
		Diesse Chorus H. pylori IgA ELISA		1					
		Euroimmun Anti-Helicobacter pylori CagA IgA ELISA		1					
		Euroimmun Helicobacter pylori IgA EIA/ELISA		2					

		Orgentec Alegria Anti-Helicobacter pylori IgA ELISA		5						
		Seraline Anti-Helicobacter-6 IgA		1						
		SERION classic Helicobacter pylori IgA ELISA		1						
		TestLine Clinical Diagnostics CLIA Helicobacter MONO IgA		1						
		<input checked="" type="radio"/> Testline Helicobacter MONO IgA EIA		4						
		Virotech Helicobacter pylori ELISA IgA		1						
	Total:			21		2	2	100 %	19 %	81 %

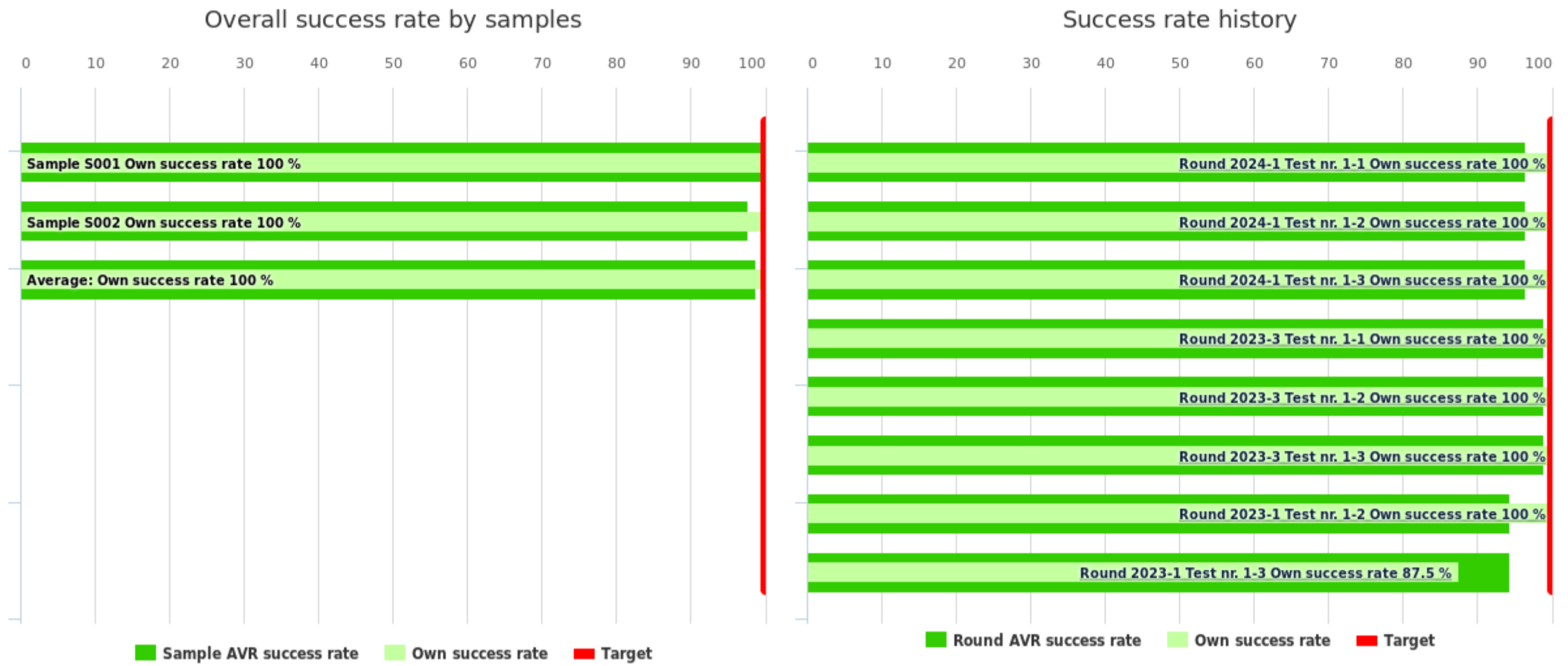
OWN DEVICE: SUNRISE

HepyAbG	Interpretation	Test	Interpretation count	Test count	Own score	Max score	Own success rate	Difference	AVR success rate
	Negative		2		-				0 %
		DiaPro Diagnostics HP CagA IgG ELISA		1					
		Testline Helicobacter MONO IgG EIA		1					
	<input checked="" type="radio"/> Positive		97		2	2	100 %	0 %	100 %
		Biohit Helicobacter pylori IgG ELISA		1					
		bioMerieux Vidas H. pylori IgG		18					
		Diasorin Liaison H. pylori IgG		28					
		Euroimmun Anti-Helicobacter pylori EUROLINE-WB		1					
		Euroimmun Helicobacter pylori IgG EIA/ELISA		11					
		IBL Helicobacter pylori IgG ELISA		1					
		MAGLUMI CLIA H.pylori IgG		1					
		Meridian Bioscience Premier H. pylori IgG EIA		1					
		Orgentec Alegria Anti-Helicobacter pylori IgG ELISA		8					
		Seraline Anti-Helicobacter-6 IgG		1					
		SERION classic Helicobacter pylori IgG ELISA		3					
		Siemens Immulite H. pylori IgG		11					
		TestLine BLOT-LINE Helicobacter IgG		1					
		TestLine Clinical Diagnostics CLIA Helicobacter MONO IgG		1					
		<input checked="" type="radio"/> Testline Helicobacter MONO IgG EIA		5					
		Vircell Helicobacter pylori VirClia IgG		4					
		Virotech Helicobacter pylori ELISA IgG		1					
	Total:		99		2	2	100 %	2 %	98 %

Client report

	No of participants	No of responded participants	Response percentage
Helicobacter pylori, antibodies, September, 3-2024	140	128	91.4 %

Summary Result 2

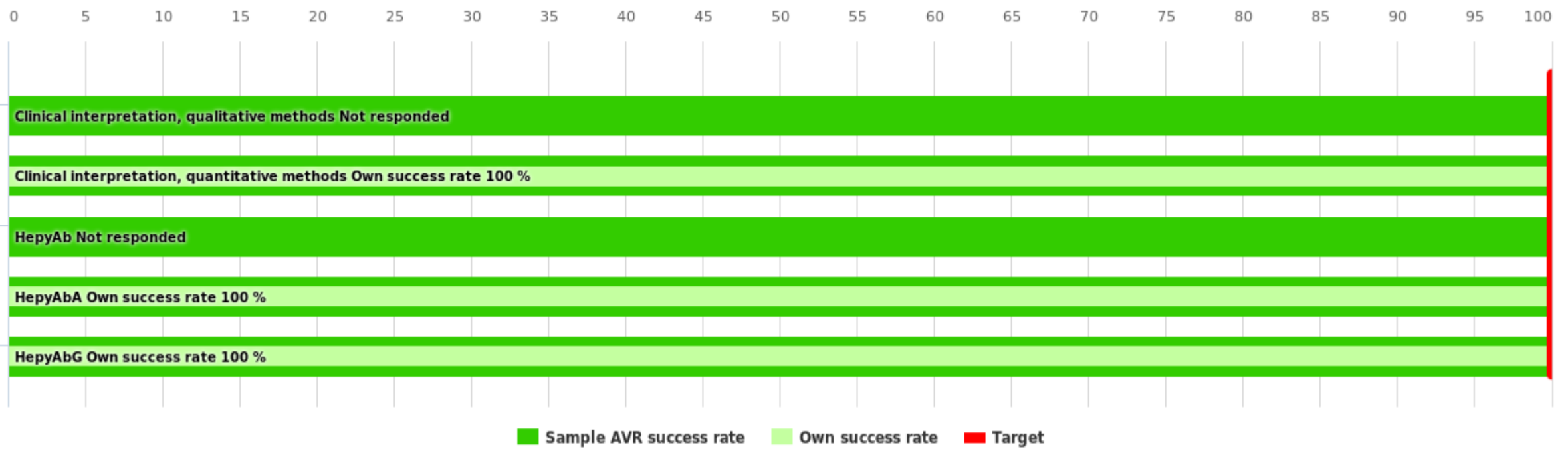


Summary	Own score	Max score	Own success rate	Difference	AVR success rate
Sample S001	8	8	100 %	0 %	100 %
Sample S002	8	8	100 %	2.3 %	97.7 %
Average:			100 %	1.2 %	98.8 %

History	Test nr.	Own success rate	Difference	AVR success rate
Round 2024-1	1-1	100 %	3.5 %	96.5 %
Round 2024-1	1-2	100 %	3.5 %	96.5 %
Round 2024-1	1-3	100 %	3.5 %	96.5 %
Round 2023-3	1-1	100 %	1 %	99 %
Round 2023-3	1-2	100 %	1 %	99 %
Round 2023-3	1-3	100 %	1 %	99 %
Round 2023-1	1-2	100 %	5.7 %	94.3 %
Round 2023-1	1-3	87.5 %	-6.8 %	94.3 %

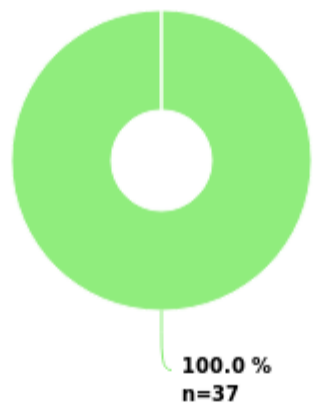
Sample S001 Result 2

Sample S001 success rate



Sample S001 results	Responded	Own score	Max score	Own success rate	Difference	AVR success rate	Count
	Clinical interpretation, qualitative methods	-	-	-	-	100 %	37
	Clinical interpretation, quantitative methods	4	4	100 %	0 %	100 %	100
	HepyAb	-	-	-	-	100 %	37
	HepyAbA	2	2	100 %	0 %	100 %	21
	HepyAbG	2	2	100 %	0 %	100 %	99
Total:		8	8	100 %	0 %	100 %	294

Sample S001 Clinical interpretation, qualitative methods



Active or past infection

Sample S001 Clinical interpretation, quantitative methods

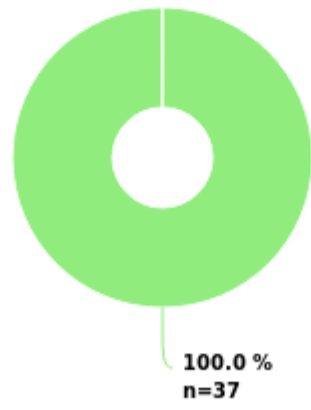


Active or past infection

Clinical interpretation, qualitative methods	Interpretation	Interpretation count	Own score	Max score	Own success rate	Difference	AVR success rate
	Active or past infection	37	-	-	-	-	100 %
	Total:	37	-	-	-	-	100 %

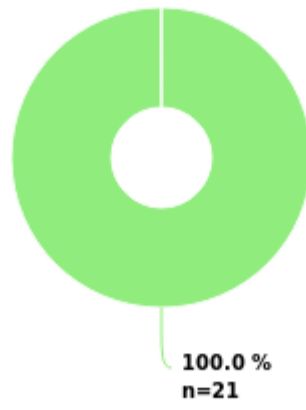
Clinical interpretation, quantitative methods	Interpretation	Interpretation count	Own score	Max score	Own success rate	Difference	AVR success rate
	<input checked="" type="radio"/> Active or past infection	100	4	4	100 %	0 %	100 %
	Total:	100	4	4	100 %	0 %	100 %

Sample S001 HepyAb



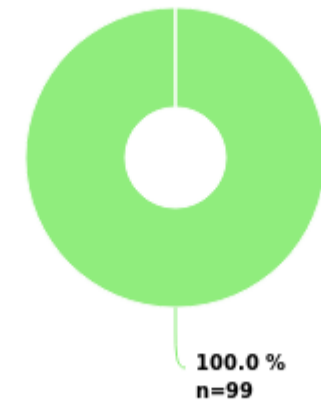
Positive

Sample S001 HepyAbA



Positive

Sample S001 HepyAbG



Positive

HepyAb	Interpretation	Test	Interpretation count	Test count	Own score	Max score	Own success rate	Difference	AVR success rate
	Positive		37		-				100 %
		AccuBiotech ACCU-TELL Rapid H. pylori Antibody Test		1					
		Acon H.pylori Rapid test		2					
		Acro Biotech H. pylori Antibody Rapid Test Cassette		6					
		Alltest H.Pylori Ab Rapid Test Cassette		4					
		BioGnost Ulcognost Rapid HPylori AB Test		1					
		Biomaxima HELICO H. pylori Ab		2					
		DDS Diagnostic H. Pylori antibodies Rapid Test		2					
		Dialab DIAQUICK H. pylori		3					
		Dima/BioSynex H. pylori Ab		1					
		Hydrex Diagnostics Helicobacter pylori Ab		1					
		Koroglu Medical Laboquick H. pylori Ab		2					
		Liaison H. pylori Ab (Diasorin)		5					
		Meridian Bioscience Immunocard H. pylori Ab		1					
		Meridian Bioscience Premier H. pylori Ab		2					
		nal von minden NADAL H. pylori Ab Test		1					
		Stamar H. pylori Ab Test		1					
		TodyLaboratories H.Pylori Ab rapid Test Cassette		1					
		Ultimed Test Anticorps H.pylori Ab		1					
	Total:		37		-	-	-	-	100 %

OWN DEVICE: KLEEYA

HepyAbA	Interpretation	Test	Interpretation count	Test count	Own score	Max score	Own success rate	Difference	AVR success rate
	<input checked="" type="radio"/> Positive		21		2	2	100 %	0 %	100 %
		DiaPro Diagnostics HP CagA IgA ELISA		1					
		Diesse Chorus H. pylori IgA ELISA		1					
		Euroimmun Anti-Helicobacter pylori CagA IgA ELISA		1					
		Euroimmun Anti-Helicobacter pylori EUROLINE-WB		1					
		Euroimmun Helicobacter pylori IgA EIA/ELISA		3					
		Orgentec Alegria Anti-Helicobacter pylori IgA ELISA		5					
		Seraline Anti-Helicobacter-6 IgA		1					
		SERION classic Helicobacter pylori IgA ELISA		1					
		TestLine BLOT-LINE Helicobacter IgA		1					

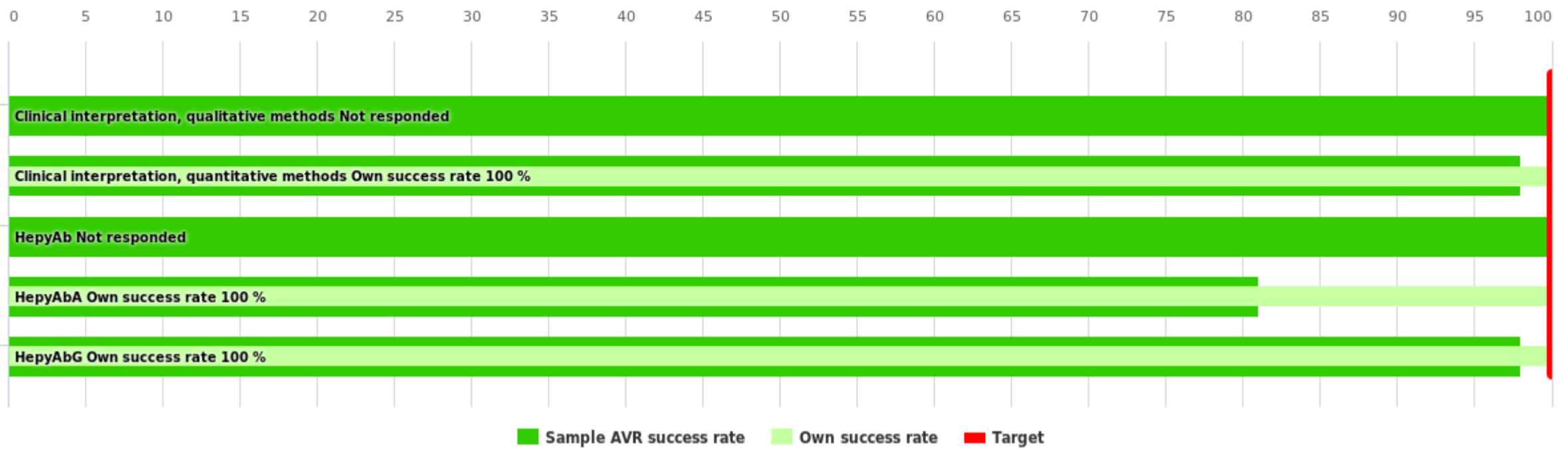
		<input checked="" type="radio"/> TestLine Clinical Diagnostics CLIA Helicobacter MONO IgA		1					
		Testline Helicobacter MONO IgA EIA		4					
		Virotech Helicobacter pylori ELISA IgA		1					
	Total:			21	2	2	100 %	0 %	100 %

OWN DEVICE: KLEEYA

HepyAbG	Interpretation	Test	Interpretation count	Test count	Own score	Max score	Own success rate	Difference	AVR success rate
	<input checked="" type="radio"/> Positive		99		2	2	100 %	0 %	100 %
		Biohit Helicobacter pylori IgG ELISA		1					
		bioMerieux Vidas H. pylori IgG		18					
		DiaPro Diagnostics HP CagA IgG ELISA		1					
		Diasorin Liaison H. pylori IgG		28					
		Euroimmun Anti-Helicobacter pylori EUROLINE-WB		1					
		Euroimmun Helicobacter pylori IgG EIA/ELISA		11					
		IBL Helicobacter pylori IgG ELISA		1					
		MAGLUMI CLIA H.pylori IgG		1					
		Meridian Bioscience Premier H. pylori IgG EIA		1					
		Orgentec Alegria Anti-Helicobacter pylori IgG ELISA		8					
		Seraline Anti-Helicobacter-6 IgG		1					
		SERION classic Helicobacter pylori IgG ELISA		3					
		Siemens Immulite H. pylori IgG		11					
		TestLine BLOT-LINE Helicobacter IgG		1					
		<input checked="" type="radio"/> TestLine Clinical Diagnostics CLIA Helicobacter MONO IgG		1					
		Testline Helicobacter MONO IgG EIA		6					
		Vircell Helicobacter pylori VirClia IgG		4					
		Virotech Helicobacter pylori ELISA IgG		1					
	Total:		99		2	2	100 %	0 %	100 %

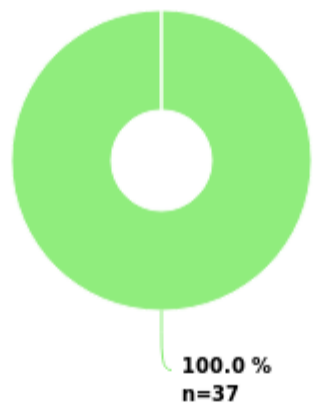
Sample S002 Result 2

Sample S002 success rate



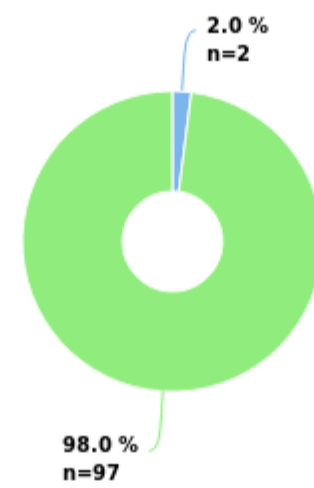
Sample S002 results	Responded	Own score	Max score	Own success rate	Difference	AVR success rate	Count
	Clinical interpretation, qualitative methods	-	-	-	-	100 %	37
	Clinical interpretation, quantitative methods	4	4	100 %	2 %	98 %	99
	HepyAb	-	-	-	-	100 %	37
	HepyAbA	2	2	100 %	19 %	81 %	21
	HepyAbG	2	2	100 %	2 %	98 %	99
	Total:	8	8	100 %	2.3 %	97.7 %	293

Sample S002 Clinical interpretation, qualitative methods



Active or past infection

Sample S002 Clinical interpretation, quantitative methods

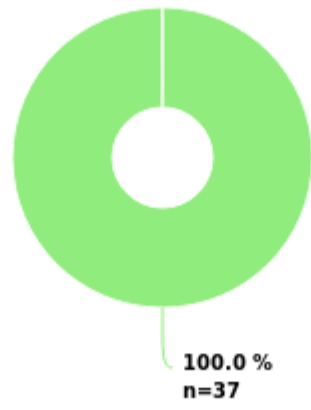


No indication of infection
Active or past infection

Clinical interpretation, qualitative methods	Interpretation	Interpretation count	Own score	Max score	Own success rate	Difference	AVR success rate
	Active or past infection	37	-	-	-	-	100 %
	Total:	37	-	-	-	-	100 %

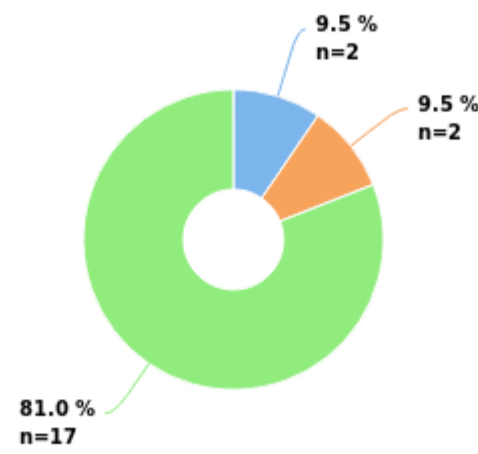
Clinical interpretation, quantitative methods	Interpretation	Interpretation count	Own score	Max score	Own success rate	Difference	AVR success rate
	No indication of infection	2	-	-	-	-	0 %
	<input checked="" type="radio"/> Active or past infection	97	4	4	100 %	0 %	100 %
	Total:	99	4	4	100 %	2 %	98 %

Sample S002 HepyAb



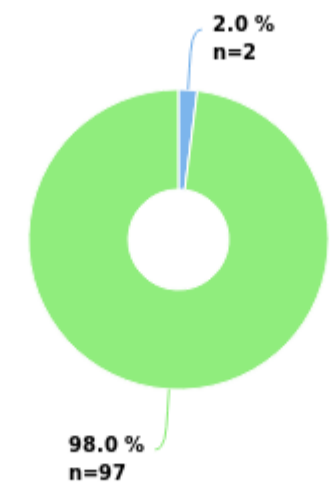
Positive

Sample S002 HepyAbA



Negative Borderline Positive

Sample S002 HepyAbG



Negative Positive

HepyAb	Interpretation	Test	Interpretation count	Test count	Own score	Max score	Own success rate	Difference	AVR success rate
	Positive		37		-				100 %
		AccuBiotech ACCU-TELL Rapid H. pylori Antibody Test		1					
		Acon H.pylori Rapid test		2					
		Acro Biotech H. pylori Antibody Rapid Test Cassette		6					
		Alltest H.Pylori Ab Rapid Test Cassette		4					
		BioGnost Ulcognost Rapid HPylori AB Test		1					
		Biomaxima HELICO H. pylori Ab		2					
		DDS Diagnostic H. Pylori antibodies Rapid Test		2					
		Dialab DIAQUICK H. pylori		3					
		Dima/BioSynex H. pylori Ab		1					
		Hydrex Diagnostics Helicobacter pylori Ab		1					
		Koroglu Medical Laboquick H. pylori Ab		2					
		Liaison H. pylori Ab (Diasorin)		5					
		Meridian Bioscience Immunocard H. pylori Ab		1					
		Meridian Bioscience Premier H. pylori Ab		2					
		nal von minden NADAL H. pylori Ab Test		1					
		Stamar H. pylori Ab Test		1					
		TodyLaboratories H.Pylori Ab rapid Test Cassette		1					
		Ultimed Test Anticorps H.pylori Ab		1					
	Total:		37		-	-	-	-	100 %

OWN DEVICE: KLEEYA

HepyAbA	Interpretation	Test	Interpretation count	Test count	Own score	Max score	Own success rate	Difference	AVR success rate
	Negative		2		-				0 %
		DiaPro Diagnostics HP CagA IgA ELISA		1					
		TestLine BLOT-LINE Helicobacter IgA		1					
	Borderline		2		-				0 %
		Euroimmun Anti-Helicobacter pylori EUROLINE-WB		1					
		Euroimmun Helicobacter pylori IgA EIA/ELISA		1					
	<input checked="" type="radio"/> Positive		17		2	2	100 %	0 %	100 %
		Diesse Chorus H. pylori IgA ELISA		1					
		Euroimmun Anti-Helicobacter pylori CagA IgA ELISA		1					
		Euroimmun Helicobacter pylori IgA EIA/ELISA		2					

		Orgentec Alegria Anti-Helicobacter pylori IgA ELISA		5					
		Seraline Anti-Helicobacter-6 IgA		1					
		SERION classic Helicobacter pylori IgA ELISA		1					
		<input checked="" type="radio"/> TestLine Clinical Diagnostics CLIA Helicobacter MONO IgA		1					
		Testline Helicobacter MONO IgA EIA		4					
		Virotech Helicobacter pylori ELISA IgA		1					
	Total:			21		2	2	100 %	19 % 81 %

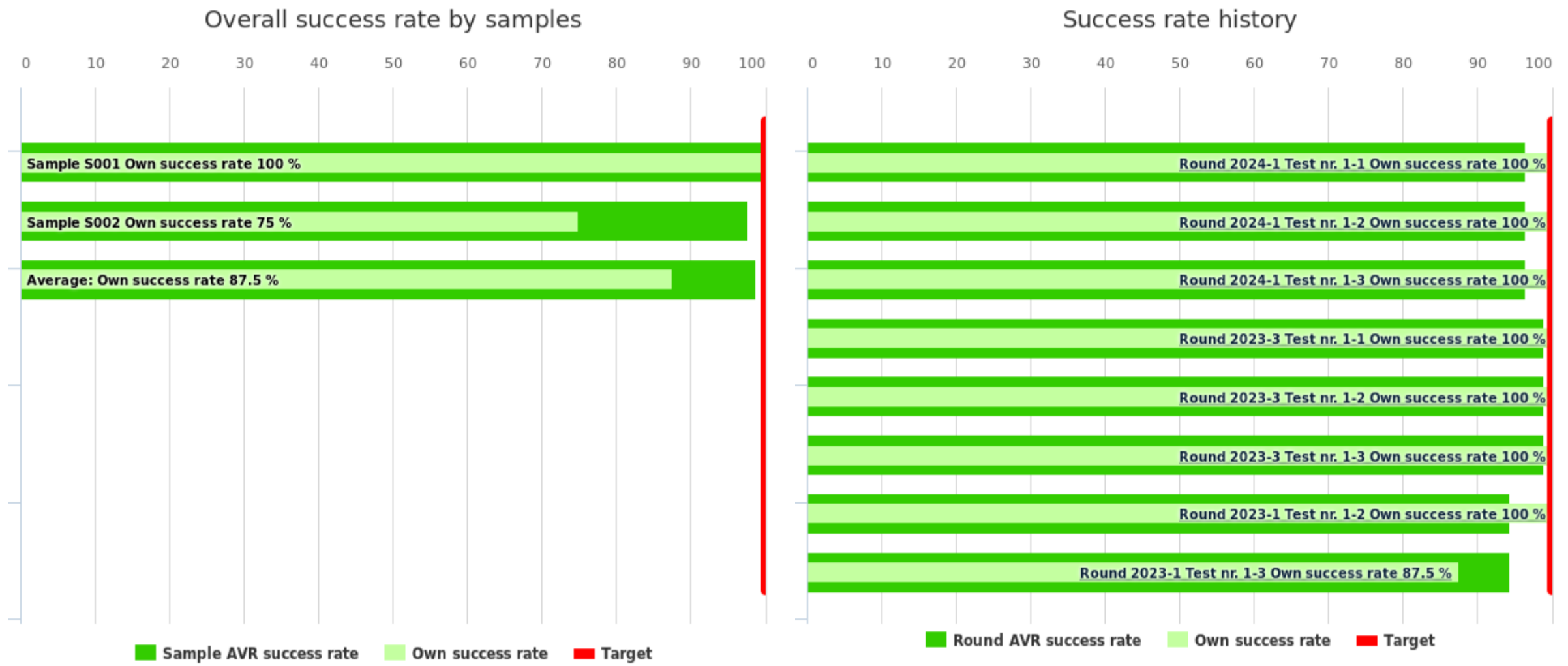
OWN DEVICE: KLEEYA

HepyAbG	Interpretation	Test	Interpretation count	Test count	Own score	Max score	Own success rate	Difference	AVR success rate
	Negative		2		-				0 %
		DiaPro Diagnostics HP CagA IgG ELISA		1					
		Testline Helicobacter MONO IgG EIA		1					
	<input checked="" type="radio"/> Positive		97		2	2	100 %	0 %	100 %
		Biohit Helicobacter pylori IgG ELISA		1					
		bioMerieux Vidas H. pylori IgG		18					
		Diasorin Liaison H. pylori IgG		28					
		Euroimmun Anti-Helicobacter pylori EUROLINE-WB		1					
		Euroimmun Helicobacter pylori IgG EIA/ELISA		11					
		IBL Helicobacter pylori IgG ELISA		1					
		MAGLUMI CLIA H.pylori IgG		1					
		Meridian Bioscience Premier H. pylori IgG EIA		1					
		Orgentec Alegria Anti-Helicobacter pylori IgG ELISA		8					
		Seraline Anti-Helicobacter-6 IgG		1					
		SERION classic Helicobacter pylori IgG ELISA		3					
		Siemens Immulite H. pylori IgG		11					
		TestLine BLOT-LINE Helicobacter IgG		1					
		<input checked="" type="radio"/> TestLine Clinical Diagnostics CLIA Helicobacter MONO IgG		1					
		Testline Helicobacter MONO IgG EIA		5					
		Vircell Helicobacter pylori VirClia IgG		4					
		Virotech Helicobacter pylori ELISA IgG		1					
	Total:		99		2	2	100 %	2 %	98 %

Client report

	No of participants	No of responded participants	Response percentage
Helicobacter pylori, antibodies, September, 3-2024	140	128	91.4 %

Summary Result 3

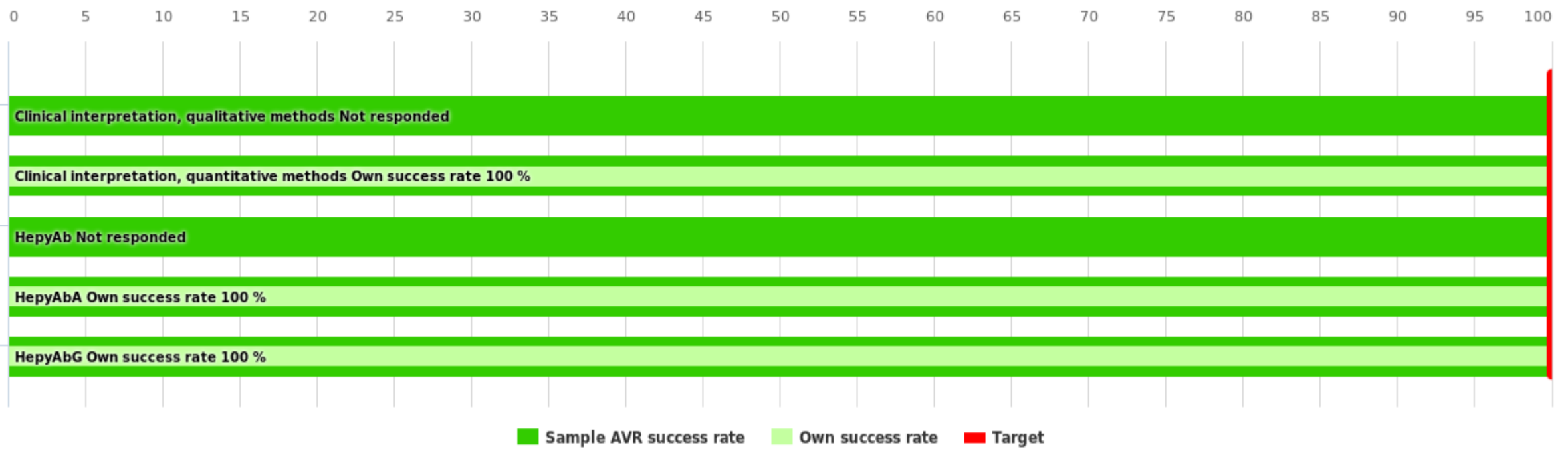


Summary	Own score	Max score	Own success rate	Difference	AVR success rate
Sample S001	8	8	100 %	0 %	100 %
Sample S002	6	8	75 %	-22.7 %	97.7 %
Average:			87.5 %	-11.3 %	98.8 %

History	Test nr.	Own success rate	Difference	AVR success rate
Round 2024-1	1-1	100 %	3.5 %	96.5 %
Round 2024-1	1-2	100 %	3.5 %	96.5 %
Round 2024-1	1-3	100 %	3.5 %	96.5 %
Round 2023-3	1-1	100 %	1 %	99 %
Round 2023-3	1-2	100 %	1 %	99 %
Round 2023-3	1-3	100 %	1 %	99 %
Round 2023-1	1-2	100 %	5.7 %	94.3 %
Round 2023-1	1-3	87.5 %	-6.8 %	94.3 %

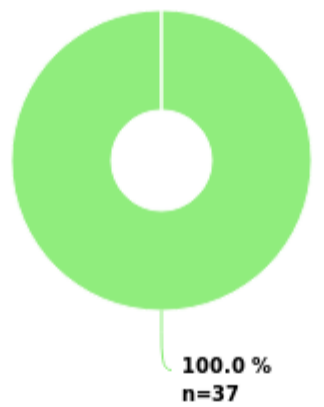
Sample S001 Result 3

Sample S001 success rate



Sample S001 results	Responded	Own score	Max score	Own success rate	Difference	AVR success rate	Count
	Clinical interpretation, qualitative methods	-	-	-	-	100 %	37
	Clinical interpretation, quantitative methods	4	4	100 %	0 %	100 %	100
	HepyAb	-	-	-	-	100 %	37
	HepyAbA	2	2	100 %	0 %	100 %	21
	HepyAbG	2	2	100 %	0 %	100 %	99
	Total:	8	8	100 %	0 %	100 %	294

Sample S001 Clinical interpretation, qualitative methods



Active or past infection

Sample S001 Clinical interpretation, quantitative methods

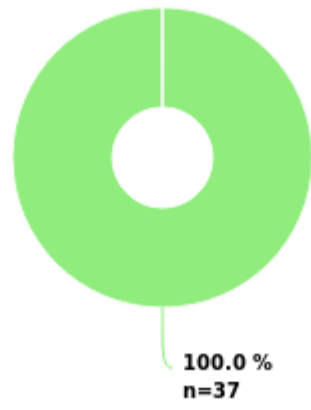


Active or past infection

Clinical interpretation, qualitative methods	Interpretation	Interpretation count	Own score	Max score	Own success rate	Difference	AVR success rate
	Active or past infection	37	-	-	-	-	100 %
	Total:	37	-	-	-	-	100 %

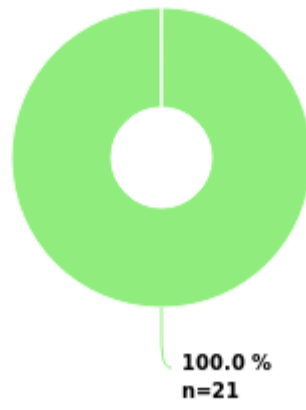
Clinical interpretation, quantitative methods	Interpretation	Interpretation count	Own score	Max score	Own success rate	Difference	AVR success rate
	<input checked="" type="radio"/> Active or past infection	100	4	4	100 %	0 %	100 %
	Total:	100	4	4	100 %	0 %	100 %

Sample S001 HepyAb



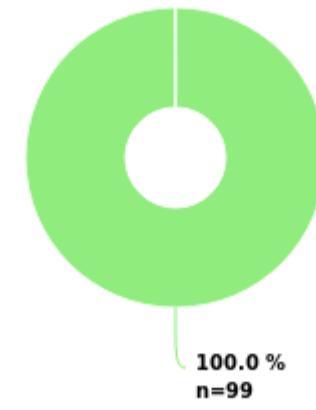
Positive

Sample S001 HepyAbA



Positive

Sample S001 HepyAbG



Positive

HepyAb	Interpretation	Test	Interpretation count	Test count	Own score	Max score	Own success rate	Difference	AVR success rate
	Positive		37		-				100 %
		AccuBiotech ACCU-TELL Rapid H. pylori Antibody Test		1					
		Acon H.pylori Rapid test		2					
		Acro Biotech H. pylori Antibody Rapid Test Cassette		6					
		Alltest H.Pylori Ab Rapid Test Cassette		4					
		BioGnost Ulcognost Rapid HPylori AB Test		1					
		Biomaxima HELICO H. pylori Ab		2					
		DDS Diagnostic H. Pylori antibodies Rapid Test		2					
		Dialab DIAQUICK H. pylori		3					
		Dima/BioSynex H. pylori Ab		1					
		Hydrex Diagnostics Helicobacter pylori Ab		1					
		Koroglu Medical Laboquick H. pylori Ab		2					
		Liaison H. pylori Ab (Diasorin)		5					
		Meridian Bioscience Immunocard H. pylori Ab		1					
		Meridian Bioscience Premier H. pylori Ab		2					
		nal von minden NADAL H. pylori Ab Test		1					
		Stamar H. pylori Ab Test		1					
		TodyLaboratories H.Pylori Ab rapid Test Cassette		1					
		Ultimed Test Anticorps H.pylori Ab		1					
	Total:		37		-	-	-	-	100 %

OWN DEVICE: AUTOBLOT 3000

HepyAbA	Interpretation	Test	Interpretation count	Test count	Own score	Max score	Own success rate	Difference	AVR success rate
	<input checked="" type="radio"/> Positive		21		2	2	100 %	0 %	100 %
		DiaPro Diagnostics HP CagA IgA ELISA		1					
		Diesse Chorus H. pylori IgA ELISA		1					
		Euroimmun Anti-Helicobacter pylori CagA IgA ELISA		1					
		Euroimmun Anti-Helicobacter pylori EUROLINE-WB		1					
		Euroimmun Helicobacter pylori IgA EIA/ELISA		3					
		Orgentec Alegria Anti-Helicobacter pylori IgA ELISA		5					
		Seraline Anti-Helicobacter-6 IgA		1					
		SERION classic Helicobacter pylori IgA ELISA		1					

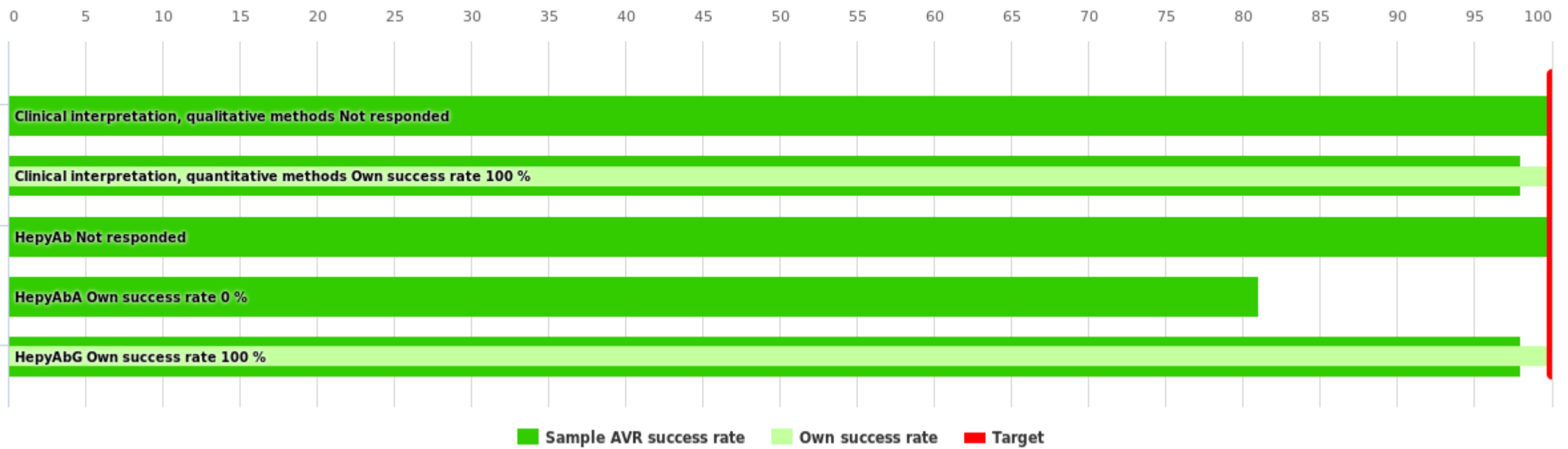
		<input checked="" type="radio"/> TestLine BLOT-LINE Helicobacter IgA		1					
		TestLine Clinical Diagnostics CLIA Helicobacter MONO IgA		1					
		Testline Helicobacter MONO IgA EIA		4					
		Virotech Helicobacter pylori ELISA IgA		1					
	Total:			21	2	2	100 %	0 %	100 %

OWN DEVICE: AUTOBLOT 3000

HepyAbG	Interpretation	Test	Interpretation count	Test count	Own score	Max score	Own success rate	Difference	AVR success rate
	<input checked="" type="radio"/> Positive		99		2	2	100 %	0 %	100 %
		Biohit Helicobacter pylori IgG ELISA		1					
		bioMerieux Vidas H. pylori IgG		18					
		DiaPro Diagnostics HP CagA IgG ELISA		1					
		Diasorin Liaison H. pylori IgG		28					
		Euroimmun Anti-Helicobacter pylori EUROLINE-WB		1					
		Euroimmun Helicobacter pylori IgG EIA/ELISA		11					
		IBL Helicobacter pylori IgG ELISA		1					
		MAGLUMI CLIA H.pylori IgG		1					
		Meridian Bioscience Premier H. pylori IgG EIA		1					
		Orgentec Alegria Anti-Helicobacter pylori IgG ELISA		8					
		Seraline Anti-Helicobacter-6 IgG		1					
		SERION classic Helicobacter pylori IgG ELISA		3					
		Siemens Immulite H. pylori IgG		11					
		<input checked="" type="radio"/> TestLine BLOT-LINE Helicobacter IgG		1					
		TestLine Clinical Diagnostics CLIA Helicobacter MONO IgG		1					
		Testline Helicobacter MONO IgG EIA		6					
		Vircell Helicobacter pylori VirCla IgG		4					
		Virotech Helicobacter pylori ELISA IgG		1					
	Total:			99	2	2	100 %	0 %	100 %

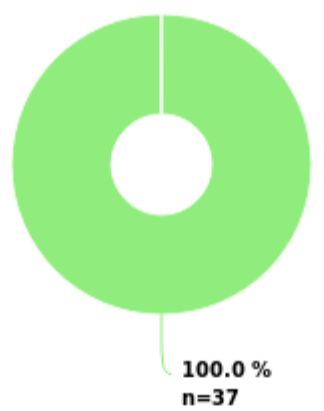
Sample S002 Result 3

Sample S002 success rate



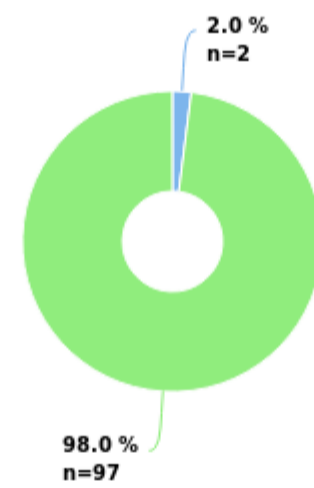
Sample S002 results	Responded	Own score	Max score	Own success rate	Difference	AVR success rate	Count
	Clinical interpretation, qualitative methods	-	-	-	-	100 %	37
	Clinical interpretation, quantitative methods	4	4	100 %	2 %	98 %	99
	HepyAb	-	-	-	-	100 %	37
	HepyAbA	0	2	0 %	-81 %	81 %	21
	HepyAbG	2	2	100 %	2 %	98 %	99
Total:		6	8	75 %	-22.7 %	97.7 %	293

Sample S002 Clinical interpretation, qualitative methods



Active or past infection

Sample S002 Clinical interpretation, quantitative methods

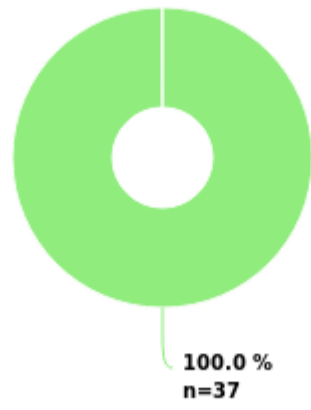


No indication of infection
Active or past infection

Clinical interpretation, qualitative methods	Interpretation	Interpretation count	Own score	Max score	Own success rate	Difference	AVR success rate
	Active or past infection	37	-	-	-	-	100 %
	Total:	37	-	-	-	-	100 %

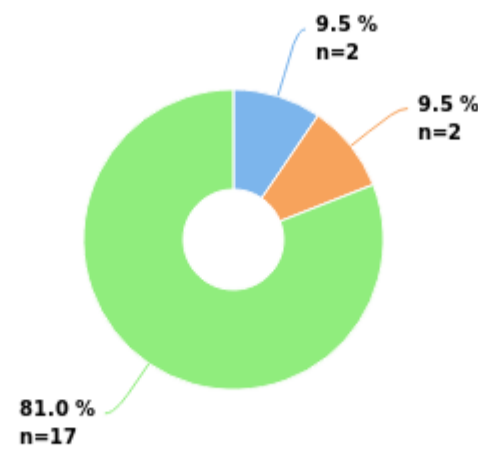
Clinical interpretation, quantitative methods	Interpretation	Interpretation count	Own score	Max score	Own success rate	Difference	AVR success rate
	No indication of infection	2	-	-	-	-	0 %
	<input checked="" type="radio"/> Active or past infection	97	4	4	100 %	0 %	100 %
	Total:	99	4	4	100 %	2 %	98 %

Sample S002 HepyAb



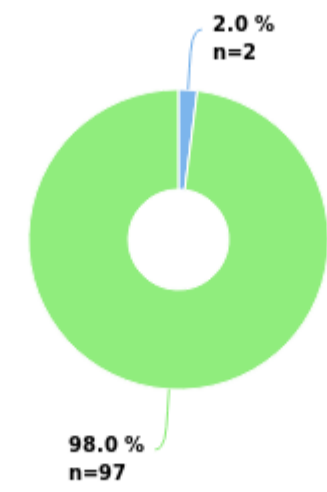
Positive

Sample S002 HepyAbA



Negative Borderline Positive

Sample S002 HepyAbG



Negative Positive

HepyAb	Interpretation	Test	Interpretation count	Test count	Own score	Max score	Own success rate	Difference	AVR success rate
	Positive		37		-				100 %
		AccuBiotech ACCU-TELL Rapid H. pylori Antibody Test		1					
		Acon H.pylori Rapid test		2					
		Acro Biotech H. pylori Antibody Rapid Test Cassette		6					
		Alltest H.Pylori Ab Rapid Test Cassette		4					
		BioGnost Ulcognost Rapid HPylori AB Test		1					
		Biomaxima HELICO H. pylori Ab		2					
		DDS Diagnostic H. Pylori antibodies Rapid Test		2					
		Dialab DIAQUICK H. pylori		3					
		Dima/BioSynex H. pylori Ab		1					
		Hydrex Diagnostics Helicobacter pylori Ab		1					
		Koroglu Medical Laboquick H. pylori Ab		2					
		Liaison H. pylori Ab (Diasorin)		5					
		Meridian Bioscience Immunocard H. pylori Ab		1					
		Meridian Bioscience Premier H. pylori Ab		2					
		nal von minden NADAL H. pylori Ab Test		1					
		Stamar H. pylori Ab Test		1					
		TodyLaboratories H.Pylori Ab rapid Test Cassette		1					
		Ultimed Test Anticorps H.pylori Ab		1					
	Total:		37		-	-	-	-	100 %

OWN DEVICE: AUTOBLOT 3000

HepyAbA	Interpretation	Test	Interpretation count	Test count	Own score	Max score	Own success rate	Difference	AVR success rate
	<input checked="" type="radio"/> Negative		2		0	2	0 %	0 %	0 %
		DiaPro Diagnostics HP CagA IgA ELISA		1					
		<input checked="" type="radio"/> TestLine BLOT-LINE Helicobacter IgA		1					
	Borderline		2		-				0 %
		Euroimmun Anti-Helicobacter pylori EUROLINE-WB		1					
		Euroimmun Helicobacter pylori IgA EIA/ELISA		1					
	Positive		17		-				100 %
		Diesse Chorus H. pylori IgA ELISA		1					
		Euroimmun Anti-Helicobacter pylori CagA IgA ELISA		1					
		Euroimmun Helicobacter pylori IgA EIA/ELISA		2					

		Orgentec Alegria Anti-Helicobacter pylori IgA ELISA		5					
		Seraline Anti-Helicobacter-6 IgA		1					
		SERION classic Helicobacter pylori IgA ELISA		1					
		TestLine Clinical Diagnostics CLIA Helicobacter MONO IgA		1					
		Testline Helicobacter MONO IgA EIA		4					
		Virotech Helicobacter pylori ELISA IgA		1					
	Total:			21		0	2	0 %	-81 % 81 %

OWN DEVICE: AUTOBLOT 3000

HepyAbG	Interpretation	Test	Interpretation count	Test count	Own score	Max score	Own success rate	Difference	AVR success rate
	Negative		2		-				0 %
		DiaPro Diagnostics HP CagA IgG ELISA		1					
		Testline Helicobacter MONO IgG EIA		1					
	<input checked="" type="radio"/> Positive		97		2	2	100 %	0 %	100 %
		Biohit Helicobacter pylori IgG ELISA		1					
		bioMerieux Vidas H. pylori IgG		18					
		Diasorin Liaison H. pylori IgG		28					
		Euroimmun Anti-Helicobacter pylori EUROLINE-WB		1					
		Euroimmun Helicobacter pylori IgG EIA/ELISA		11					
		IBL Helicobacter pylori IgG ELISA		1					
		MAGLUMI CLIA H.pylori IgG		1					
		Meridian Bioscience Premier H. pylori IgG EIA		1					
		Orgentec Alegria Anti-Helicobacter pylori IgG ELISA		8					
		Seraline Anti-Helicobacter-6 IgG		1					
		SERION classic Helicobacter pylori IgG ELISA		3					
		Siemens Immulite H. pylori IgG		11					
		<input checked="" type="radio"/> TestLine BLOT-LINE Helicobacter IgG		1					
		TestLine Clinical Diagnostics CLIA Helicobacter MONO IgG		1					
		Testline Helicobacter MONO IgG EIA		5					
		Vircell Helicobacter pylori VirCla IgG		4					
		Virotech Helicobacter pylori ELISA IgG		1					
	Total:		99		2	2	100 %	2 %	98 %

Report Info

PARTICIPANTS

Altogether 140 laboratories from 21 countries participated in this EQA round.

REPORT INFO

The results are divided into groups according to the method stated by the laboratory and presented in laboratory-specific tables. Accepted results are marked with green color and laboratory's own result with a black radio button . In the scoring report you will find summaries of overall success rate and sample specific success rates (%). Sample specific interpretations are shown in pie diagrams as percentages and the total interpretation and methodic counts in the tables. If you have not reported any results you will get a note: "You have not responded in time, only global report is available."

For information on report interpretation and performance evaluation, please see the "EQAS Interpretation guidelines" in LabScala User instructions. In case you have any questions regarding the reports, please contact the EQA Coordinator.

SCORING

The round is scored based on test results and clinical interpretations when 60% or more of the participants report the expected result and when at least three results are reported. The following general rules are applied:

Correct/expected test result 2/2 points
False/deviating test result 0/2 points
Correct/expected clinical interpretation 4/4 points
False/deviating clinical interpretation 0/4 points

The performance of the laboratory is assessed by the Own success rate (%). The target is 100%. The examination-specific scores obtained by the laboratory in the round are converted to Own success rate per sample (scores/maximum scores*100). The Laboratory's Own success rate is the average of the sample success rates. The success rate for the entire round (AVR success rate) is calculated from the total number of scores given to the results per sample (all scores/maximum scores*100). The AVG success rate of the entire round is the average of the sample success rates. The difference in the Laboratory's Own success rate (%) to the corresponding numbers for the entire round is shown in the table.